

INVESTOR RELATIONS

November 2023



This presentation has been prepared by Koh Young Technology and although the information provided comes from credible sources, Koh Young Technology is not responsible for its accuracy.

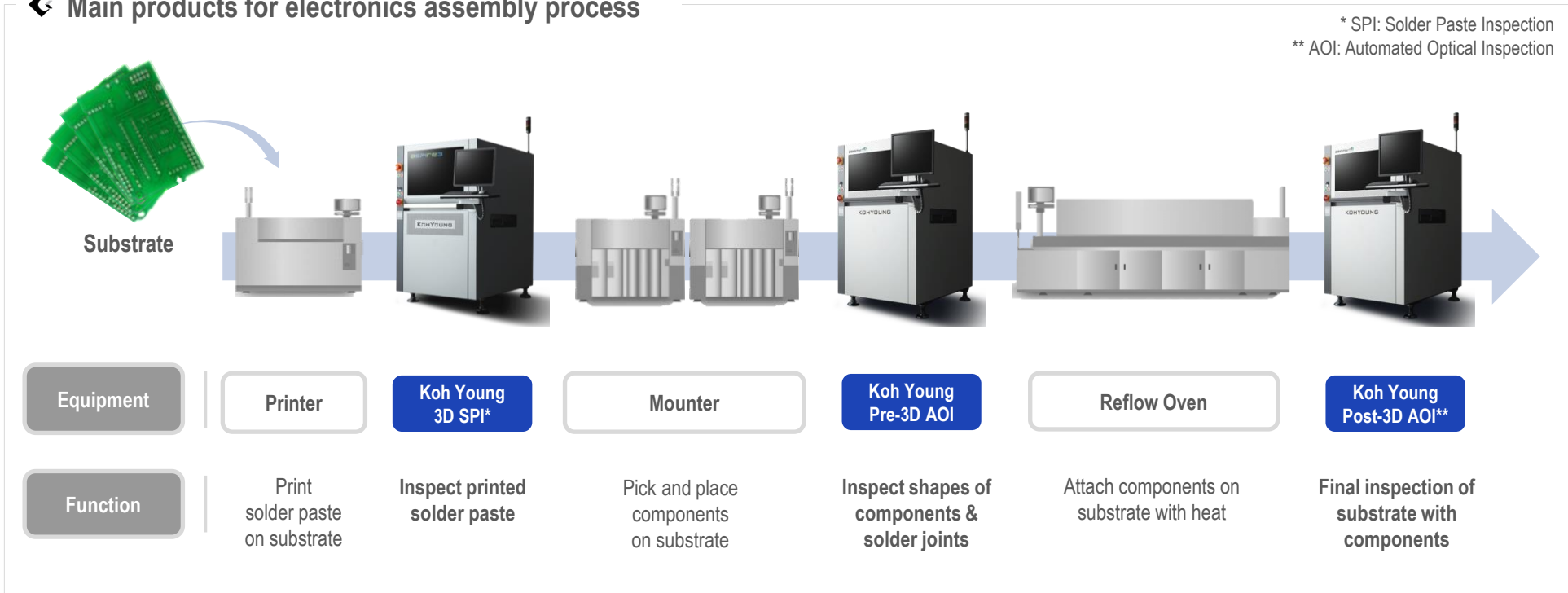
These figures are subject to change without prior notice, and Koh Young Technology is neither obligated to provide revisions caused by changes regarding the projection and forecast presented in this presentation. Koh Young Technology accepts no liability for any loss and this presentation cannot be used in any legal matter.

This presentation should not be copied, distributed, sent or changed except the written consent of Koh Young Technology.

Business Information

- Provide automated inspection system and solutions which can measure appearance of objects
 - Core Technology: Super precision 3D measurement technology, Machine vision, Robot architecture, Embedded system, Software, etc
- Detect defects of various manufacturing processes on real-time basis and diagnose cause of defects
 - Minimize escape and false call through monitoring the quality of solder printing and chip mounting process

Main products for electronics assembly process



Technology Competitiveness

- Provide world's best 3D measurement solution based on differentiated technologies
- World No.1 technology competitiveness acknowledged by 3,000+ global companies

Existing vs Koh Young ("KY") Inspection


Visual Inspection




KY's Unmanned Inspection



2D Inspection Image




KY's 3D Inspection Image

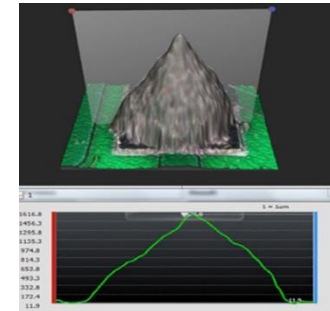


KY's No.1 Tech Competitiveness

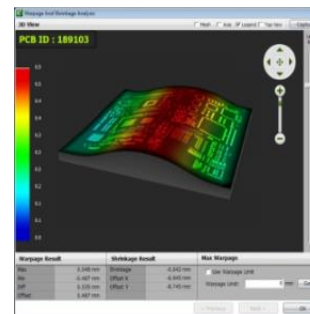
Shadow/Reflection Solution



Height Measurement



Real-time warpage solution



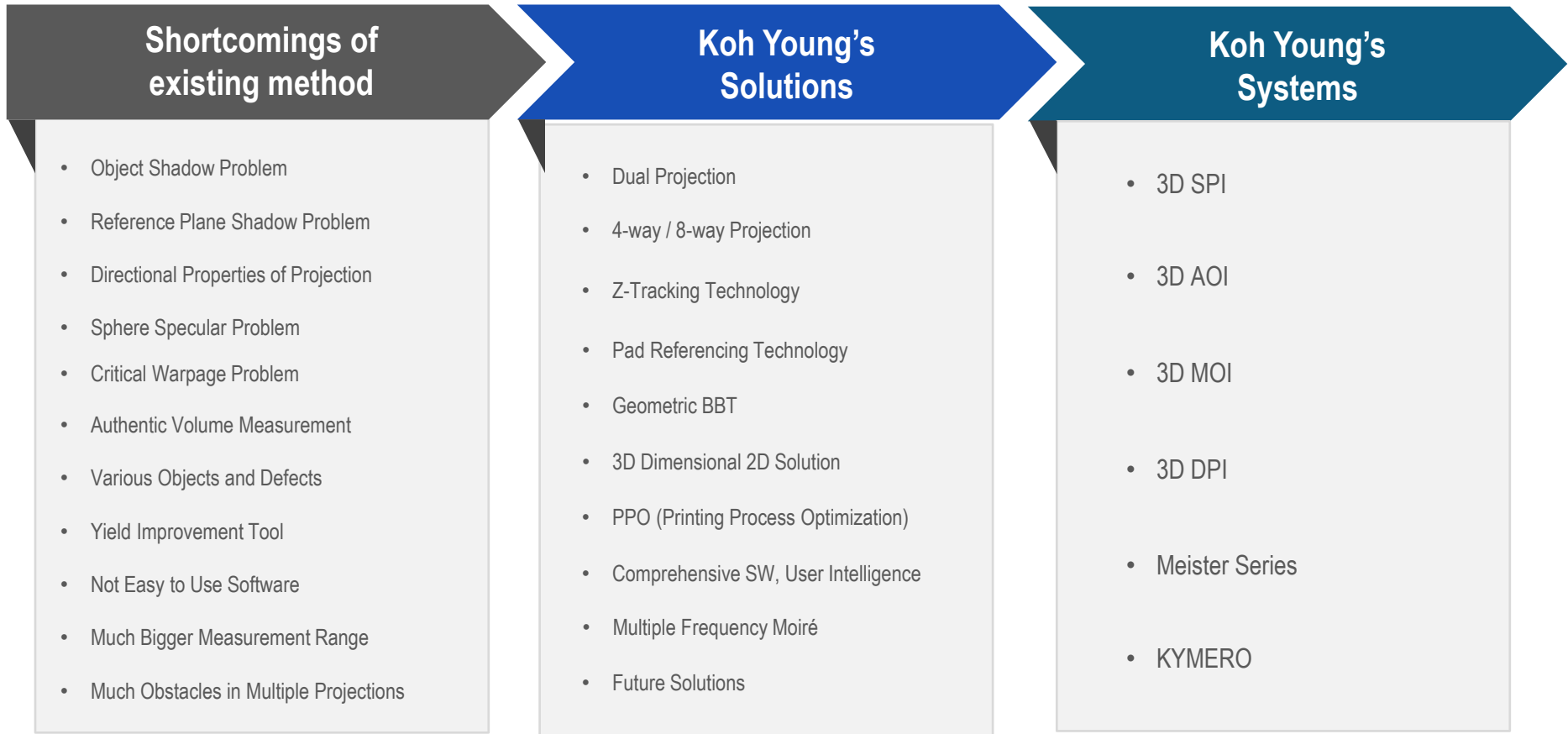
Remote Monitoring System



Technology Competitiveness (Cont'd)

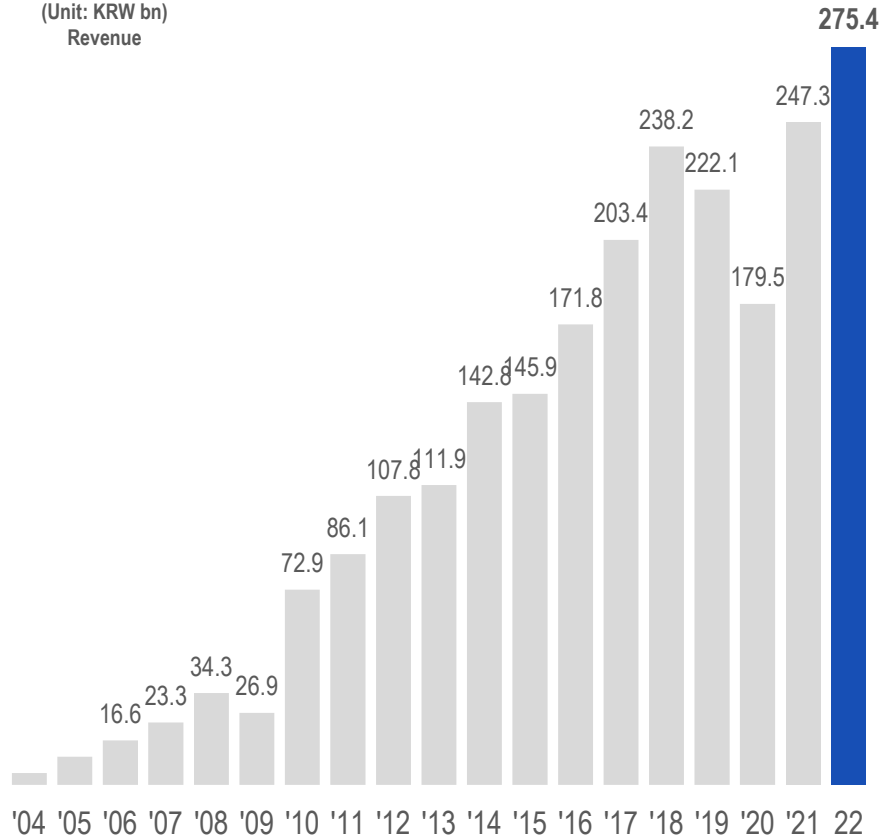


- Satisfy clients with world's best technologies
 - Compelling 3D measurement inspection solution overcoming the shortcomings of the existing inspection method
 - 828 patents registered and 166 Patents on-going (as of September 30, 2023)



High-performance thru continuous innovation

(Unit: KRW bn)
Revenue

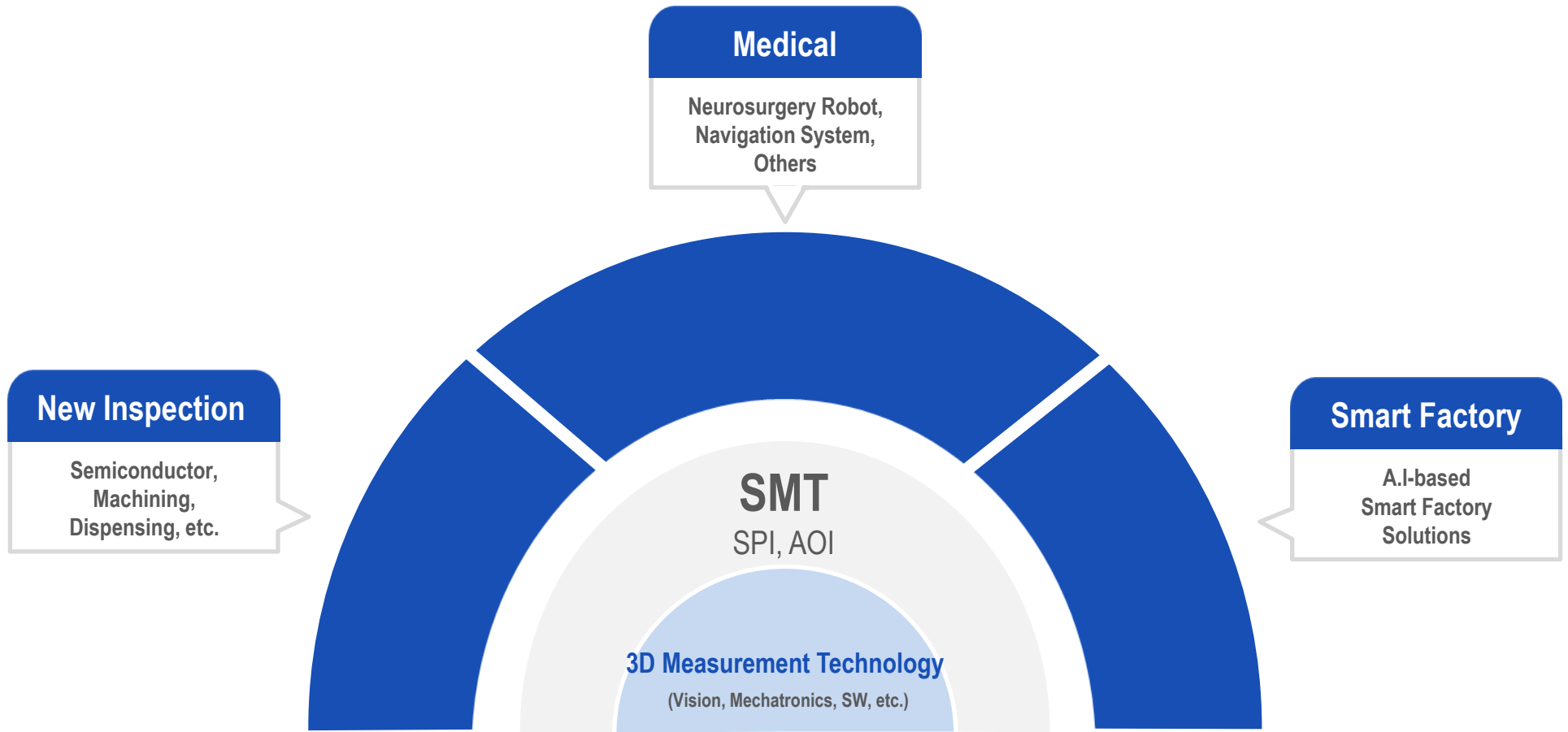


Pursue growth strategy through developing new business based on core competencies



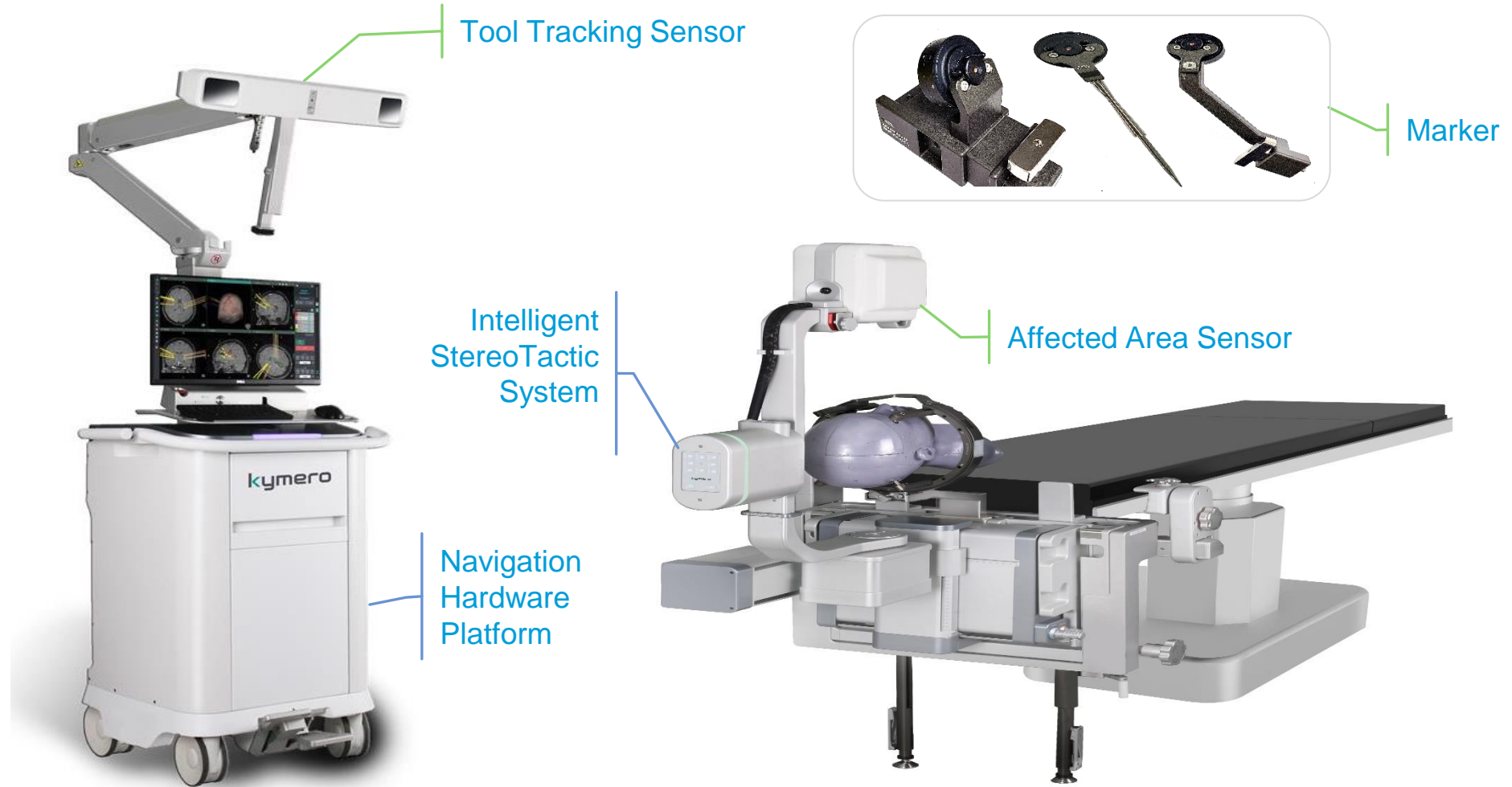
Growth Drivers for the Future

- Based on world's best 3D measurement technology, Pursue growth strategy with 3 key drivers: New inspection, Smart factory solution and Medical business



Medical Robot for Brain Surgery

- Provide KYMERO(Medical robot for Brain surgery) based on differentiated technologies



* Not FDA cleared or CE Marked. Sales approved only in South Korea.

Appendix

1. Company Introduction
2. Global Network
3. Consolidated Financial Statements (BS/PL)

General

* As of September 30, 2023

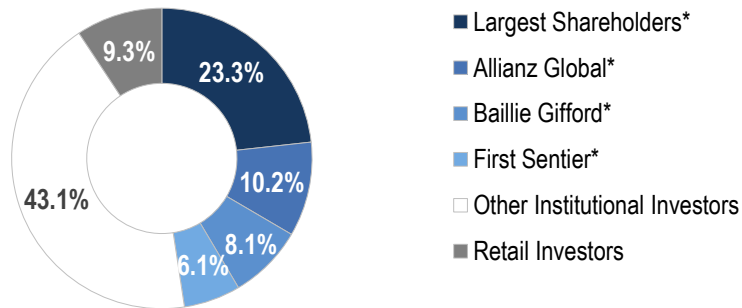
Date of Establishment	May 2002
Date of Listing (KOSDAQ)	June 2008
No. of Shares	68,654,755 shares
Market Value*	KrW 850bn
No. of Employees*	720 (Including Overseas)
(R&D Personnel*)	321

History

2002. 04	Established Koh Young Technology, Inc.
2003. 02	Launched Worlds' 1 st 3D SPI
2010. 06	Launched World's 1 st 3D AOI
2012. 12	Ranked 1 st in global SMT(SPI,AOI) Market
2016. 12	Won Korea Industrial Technology Award
2017. 07	Won 2017 Bosch Global Supplier Award
2017. 10	Won Celestica TCOO Supplier Award
2018. 06	Won Best 4 th Industrial Revolution Company Award
2019. 01	Won CA NPIs in Process Control SW and Test & Inspection
2021. 12	"Best ESG Company Award" by KOSDAQ Association
2022. 12	"Ministry of SMEs and Startups Award" by KOSDAQ Association

Shareholder Structure

* As of September 30, 2023



* Largest Shareholders include Executives, Staff, ESOP, Treasury Stock

* Source of Institutional Investors share ratio : DART

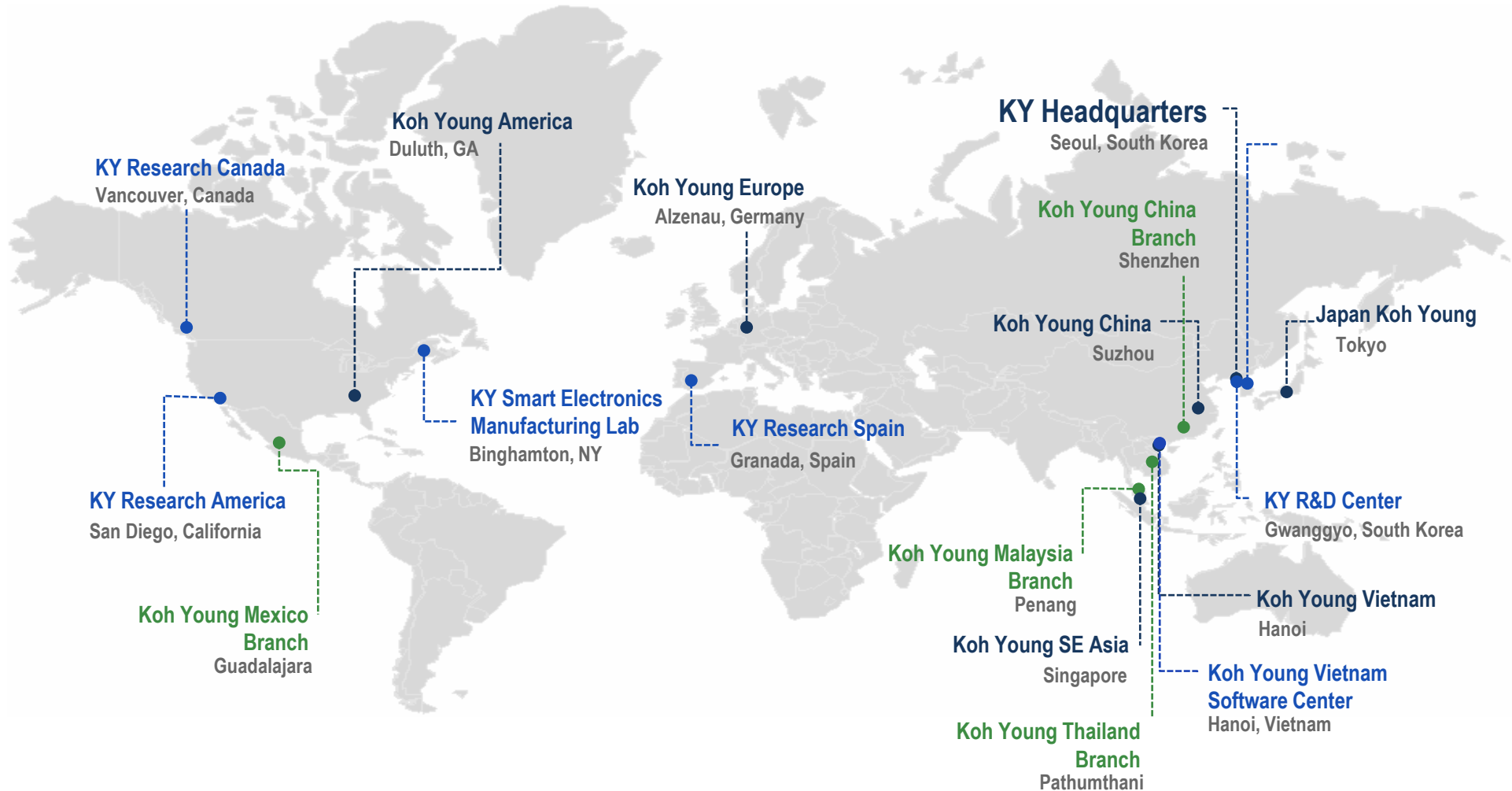
Dividend

	Dividend per share	Total Dividend	Payout Ratio	Dividend Yield
FY2020	W110	W7.44b	81%	0.6%
FY2021	W120	W8.11b	20%	0.5%
FY2022	W140	W9.38b	24%	1.0%

Global Network



- Utilize global network for real-time support and communications with our clients



Consolidated Statement of Financial Position



(Unit: KrW bn)	3Q21	4Q21	1Q22	2Q22	3Q22	4Q22	1Q23	2Q23	3Q23
Total Assets	359.2	368.4	380.4	375.3	401.7	391.7	403.2	396.9	403.7
Current Assets	261.6	272.1	282.8	280.3	301.4	286.5	295.0	299.8	305.7
Non-Current Assets	97.6	96.2	97.5	95.1	100.3	105.2	108.2	97.1	98.1
Total Liabilities	85.2	88.0	101.2	83.9	87.8	86.5	93.4	82.0	84.5
Current Liabilities	44.8	47.5	60.7	45.1	49.5	58.3	65.4	53.5	56.2
Non-Current Liabilities	40.4	40.4	40.5	38.8	38.3	28.2	28.0	28.5	28.4
Total Shareholders' Equity	274.0	280.4	279.2	291.4	313.9	305.2	309.8	314.9	319.2
Capital Stock	6.9	6.9	6.9	6.9	6.9	6.9	6.9	6.9	6.9
Retained Earnings	238.0	244.3	247.1	261.6	283.1	275.4	278.4	282.3	286.2
Others	29.1	29.2	25.2	23.0	24.0	23.0	24.5	25.7	26.1

Consolidated Comprehensive Income Statement



(Unit: KrW bn)	3Q21	4Q21	1Q22	2Q22	3Q22	4Q22	1Q23	2Q23	3Q23	FY21	FY22	~FY23
Revenue	61.9	59.4	68.3	65.2	72.2	69.7	63.7	53.0	50.1	247.3	275.4	166.8
Cost of sales	22.9	21.0	24.8	24.0	25.7	24.2	22.9	18.0	18.3	90.1	98.7	59.2
Gross Profit	39.0	38.4	43.5	41.2	46.5	45.5	40.8	34.9	31.8	157.2	176.7	107.6
SG&A Expenses	28.6	28.4	31.9	31.6	34.6	34.2	31.1	31.9	30.1	115.9	132.4	93.0
Operating Profit	10.4	10.0	11.6	9.5	11.9	11.3	9.7	3.1	1.8	41.4	44.3	14.6
Non-Operating Profit	5.7	-2.0	2.9	7.6	14.4	-18.7	6.6	3.8	3.9	9.3	6.2	14.3
Earnings before tax	16.0	8.2	14.5	17.1	26.2	-7.4	16.4	6.9	5.7	50.6	50.4	28.9
Corporate Tax	3.7	2.0	3.6	3.1	4.7	-0.3	3.9	3.0	1.7	11.0	11.1	8.6
Net Income	12.3	6.1	10.9	14.1	21.5	-7.1	12.5	3.9	3.9	39.6	39.3	20.3

THANK YOU

ir@kohyoung.com
www.kohyoung.com

